

University of California, Riverside | College of Natural & Agricultural Sciences

STATE OF THE COLLEGE

March 31, 2025



CNAS

CNAS Mission

To transform lives through discovery, communication, translation, application, and preservation of knowledge.

CNAS Vision

To enhance our position as a preeminent research college that epitomizes excellence in all that we do:

- Advancing and communicating knowledge
- Developing and inspiring future leaders
- Transforming communities
- Demonstrating that diversity is both a measure of excellence and a means of achieving it

CNAS Dean's Vision

Due to the excellence of our science research, instruction and outreach, and our diversity, CNAS is the 1st choice for students, faculty and staff.

The destination.

#1 in Social Mobility

UC Riverside has again been named the No. 1 university in the nation for social mobility by U.S. News & World Report.

This is the sixth year that U.S. News has featured a breakout category for social mobility, which considers the degree to which a university elevates its low-income graduates to a higher standard of living.

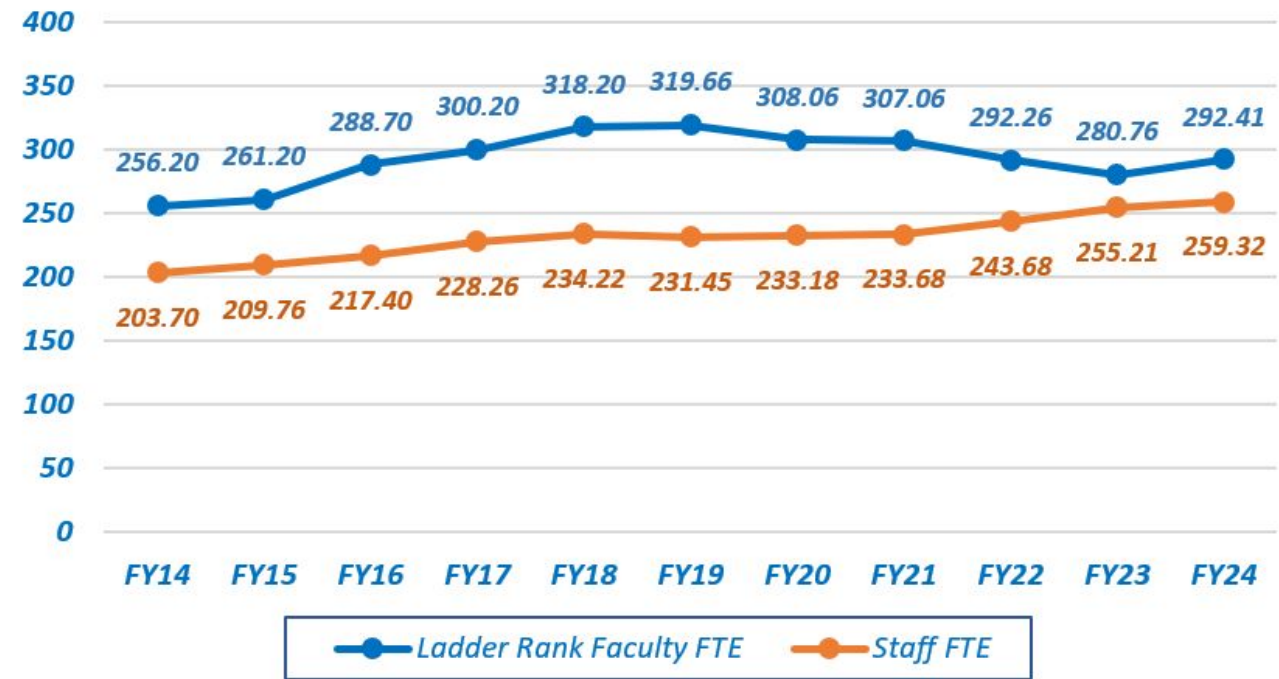
The first three years, UCR was ranked No. 1 in the nation among four-year universities; for the past two years, it was No. 2.



www.ucr.edu/rankings

OUR FACULTY

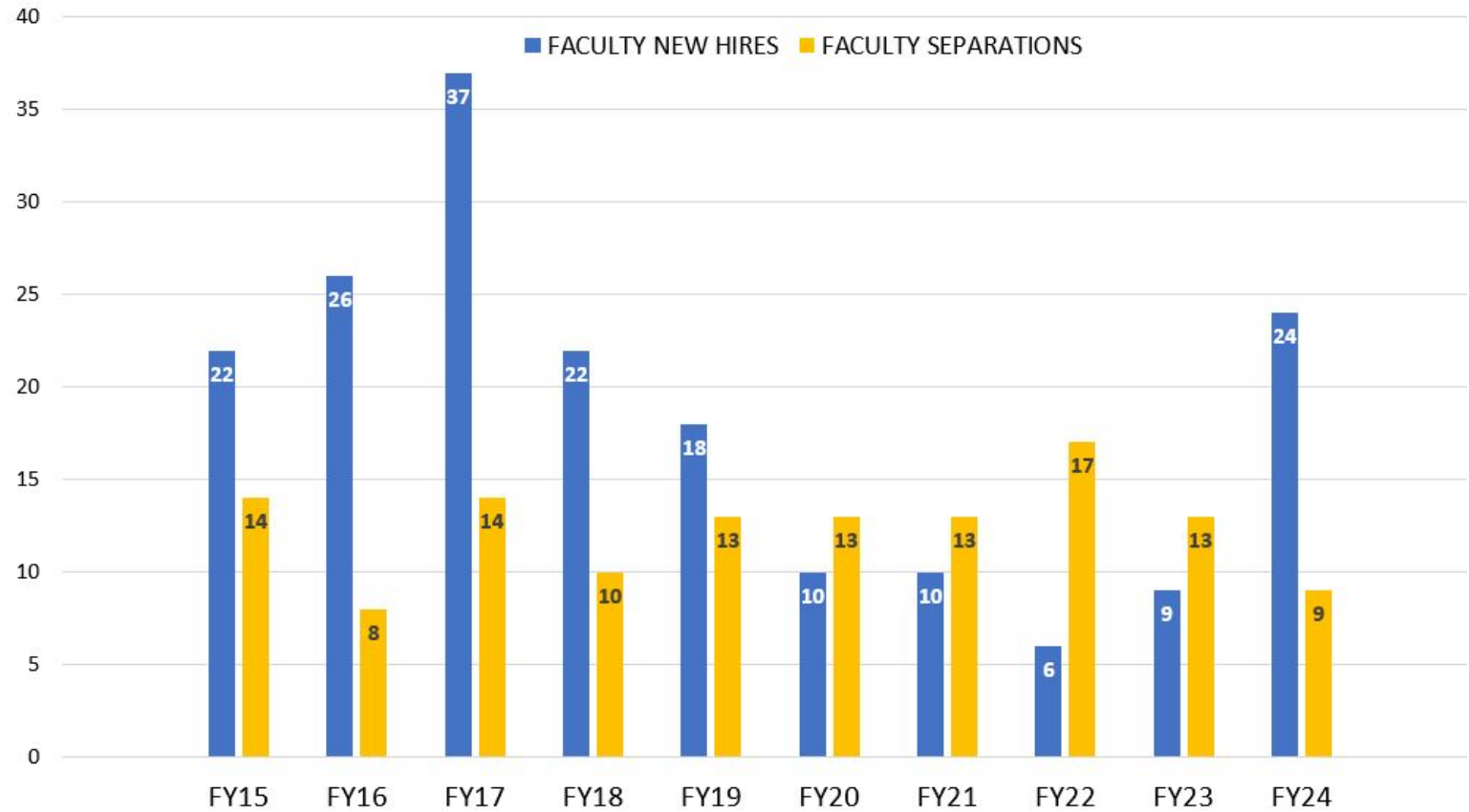
CNAS Faculty & Staff FTE



Category	FY14	FY15	FY16	FY17	FY18	FY19	FY20	FY21	FY22	FY23	FY24
Ladder Rank Faculty FTE	256.20	261.20	288.70	300.20	318.20	319.66	308.06	307.06	292.26	280.76	292.41
Staff FTE	203.70	209.76	217.40	228.26	234.22	231.45	233.18	233.68	243.68	255.21	259.32

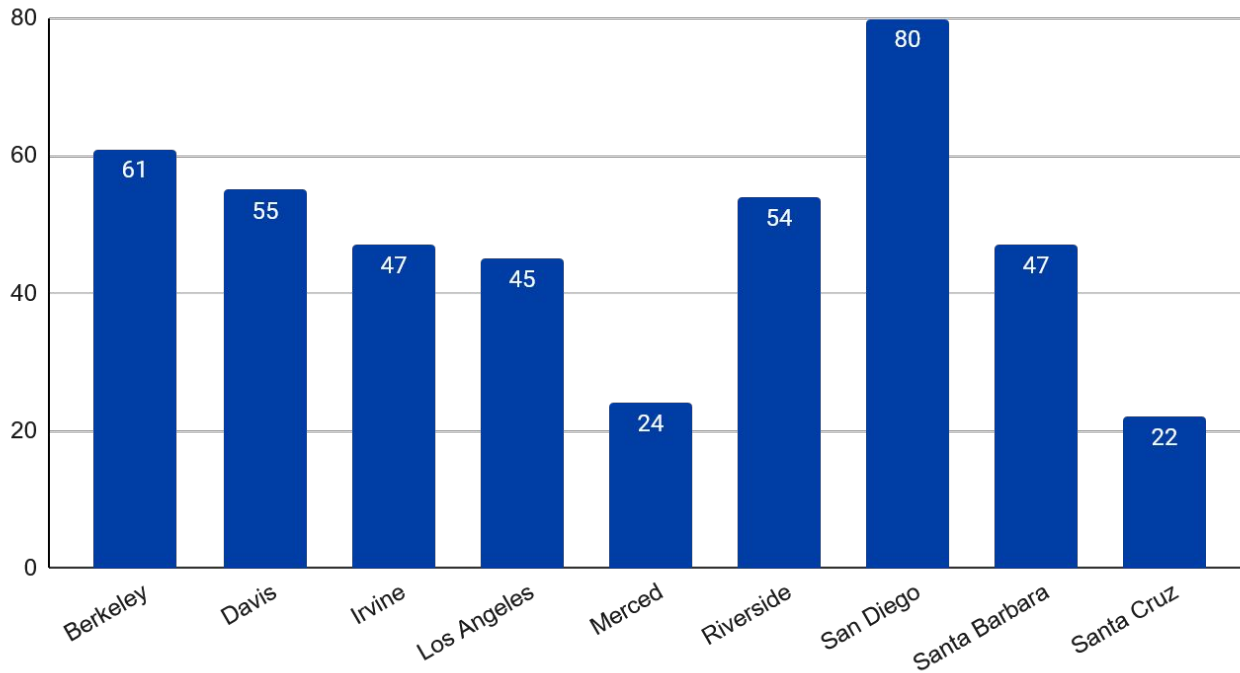
Faculty Start Dates vs Separation Dates

FY24 as of June 30, 2024



NSF Career Awards

Active University of California NSF CAREER Awards



All FTE Ladder Rank Faculty

UCOP April 2024. October data not available.

Merced: 318 (7.5%)

Riverside: 768 (7.0%)

San Diego: 1,695 (4.7%)

Santa Barbara: 931 (5.0%)

Berkeley: 1,417 (4.3%)

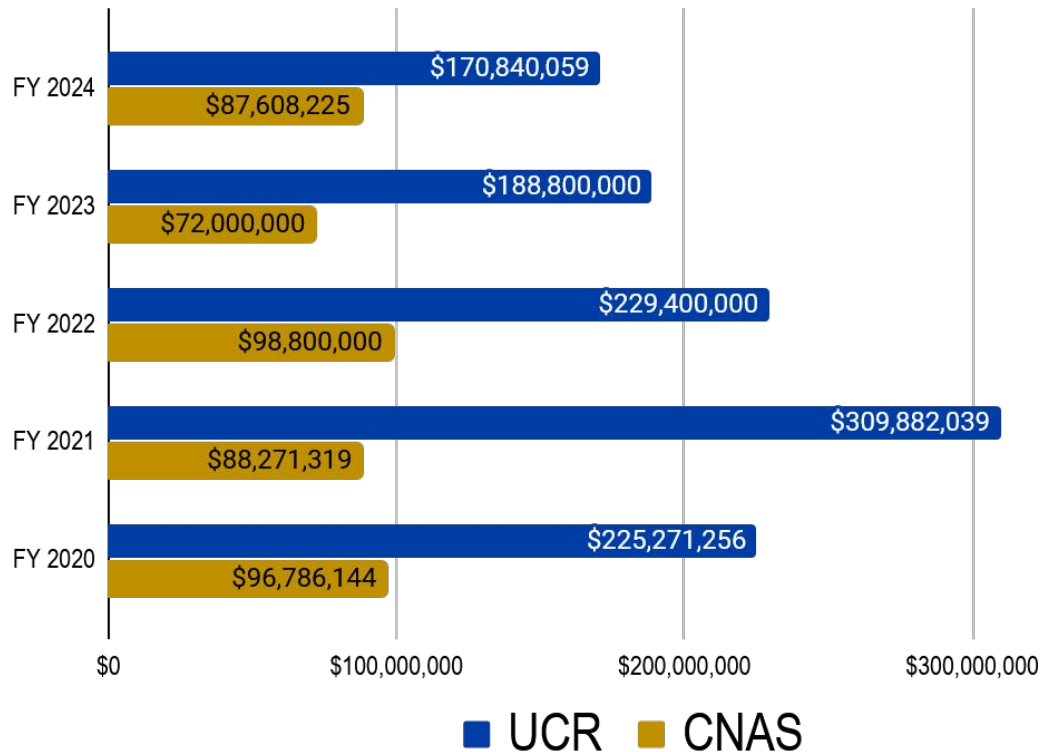
Davis: 1,672 (3.2%)

Irvine: 1,414 (3.3%)

Santa Cruz: 643 (3.5%)

Los Angeles: 2,012 (2.2%)

UCR & CNAS Grant Awards FY20-FY24



FY24

Campus-wide: Received \$170.8 million in grants

CNAS: PIs received \$87.6M in grants (51% of grant funding across campus)

CNAS had a 49% funding rate across submitted proposals

CNAS Early Career Awards

In FY 2025, 9 NSF CAREER proposals were submitted, and the following faculty have been awarded to date.



Kate Ostevik, Assistant Professor, Evolution Ecology & Organismal Biology
Project Title: CAREER: Uncovering the mechanisms and repeatability of speciation with gene flow

In FY 2025, 2 U.S. Department of Energy (DOE) Early Career Research Program proposals were submitted and awarded.



Miguel Arratia, Assistant Professor, Physics and Astronomy
Project Title: Toward quantum imaging of nuclei



Shawn Westerdale, Assistant Professor, Physics and Astronomy
Project Title: Developing low-threshold liquid argon time projection chambers with photo-sensitive dopants for dark matter and neutrino experiments

CNAS Science Lecture Series



Mary L. Droser | Distinguished Professor of Geology | Department of Earth and Planetary Sciences
Animals, Sediments, Slime, Muck and Goo: The Record of Earth's Early Animals and their Environments with Implications for Discovering Life Elsewhere
Wednesday, February 5, 2025
UCR Palm Desert Center



Miguel Arratia | Assistant Professor | Department of Physics and Astronomy
Quantum Tomography: Mapping the inner world of the atomic nucleus with a new type of particle collider
Wednesday, March 5, 2025
UCR Palm Desert Center



Lucy E. Delaney | Assistant Professor of Teaching | Department of Evolution, Ecology, and Organismal Biology
What is an Organism, Anyway?
Saturday, April 13, 2025 (Highlander Day for Admitted First Year Students)
UCR Student Success Center



Adler R. Dillman | Professor of Parasitology & Nematologist | Department of Nematology
Parasitic Nematodes: Masters of Disguise
Saturday, May 3, 2025 (Highlander Day for Admitted Transfer Year Students)
UCR Student Success Center



sciencelectureseries.ucr.edu

Promoting Faculty Success

CNAS Grant Facilitation Unit

- Office hours: Wednesdays at 11 AM, Olmsted Hall 2301 and on Zoom or email cnasgrants@ucr.edu for a meeting
- cnas.ucr.edu/grant-facilitation

Staffing Updates (later in presentation)

MS programs, grant writing support

- Bahram Mobasher: Application of AI to Physical, Biological & Engineering Sciences
- Hoori Ajami: Integrated Hydrological Sciences and Analytics
- Elia Scudiero and others: AgBiotechnology/Precision Ag/molecular to field

Promoting Faculty Success

Mentoring - Advancement and Retention in Academe (ara.ucr.edu)

ARA Program Guest Speaker

May 20-22, 2025

Dr. Beronda Montgomery, VP Academic Affairs and Dean of Grinnell College

2025 Presidential Award for Excellence in Science, Mathematics and Engineering Mentoring

Visit funded by UCOP-AFD grant, CNAS and the Provost's office

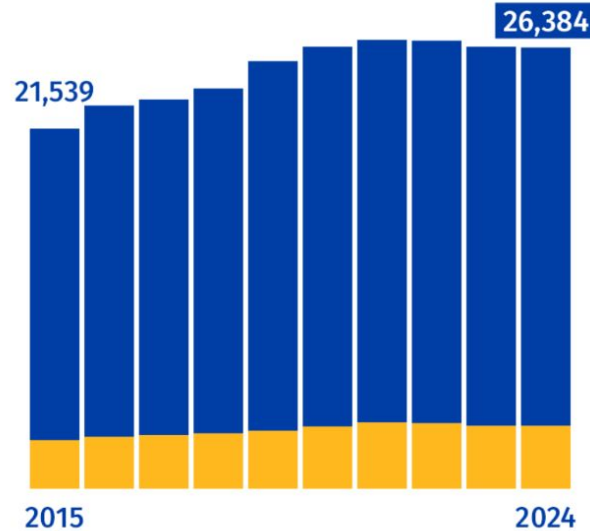
OUR STUDENTS

UCR FALL 2024 ENROLLMENT

Enrollment

Fall 2024

Total Enrollment



Fall 2024 Enrollment

26,384

Change from Fall 2023

-0.2%

Change from Fall 2015

+22.5%

Undergraduate Enrollment



Undergrad Enrollment

22,599

85.7%
% Fall 2024 Total

Graduate Enrollment



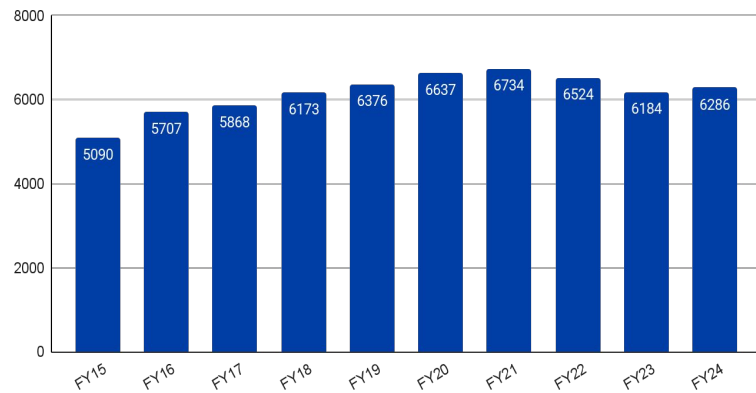
Graduate Enrollment

3,785

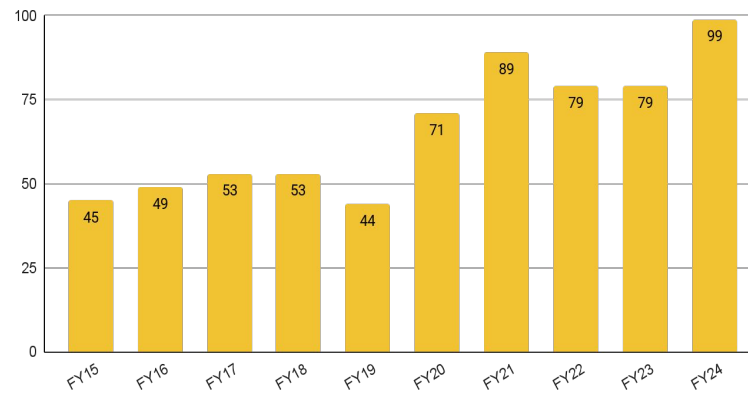
14.3%
% Fall 2024 Total

CNAS FALL 2024 ENROLLMENT

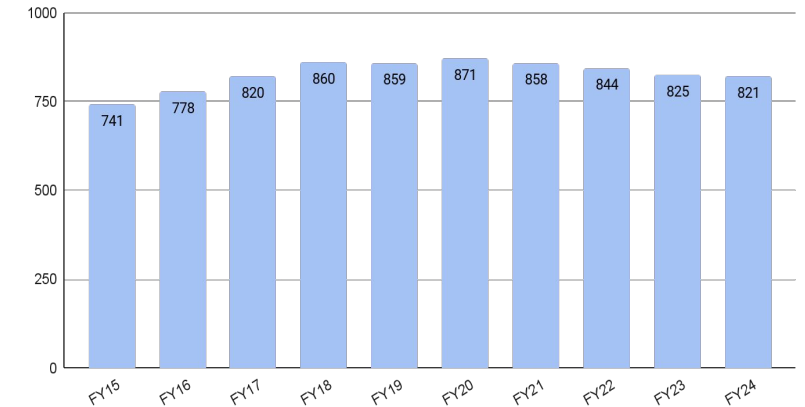
CNAS UNDERGRADUATE ENROLLMENT (2015-2024)



CNAS MASTER'S ENROLLMENT (2015-2024)



CNAS PH.D. ENROLLMENT (2015-2024)



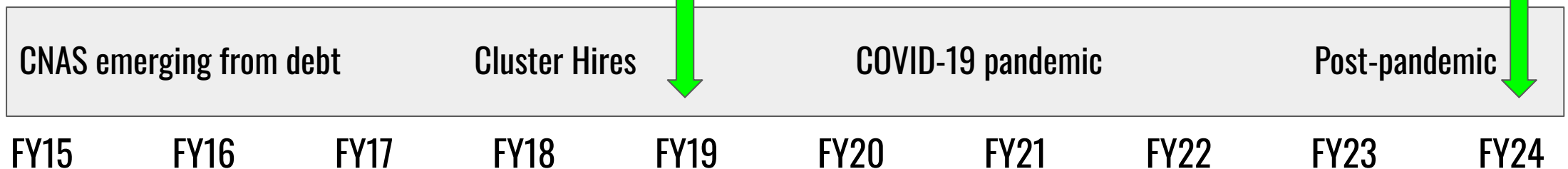
Snapshot: Faculty, Staff & Students (FY15-FY24)

	FY15	FY24
CNAS Ladder Rank Faculty FTE	261.20	292.41
CNAS Staff FTE	209.76	259.32
UCR Total Student Enrollment	21,539	26,384
CNAS Undergraduate Enrollment	5,090	6,286
CNAS MS Enrollment	45	99
CNAS Ph.D. Enrollment	741	821

CNAS LR Faculty FTE Max 319.66

CNAS Staff FTE Max 259.32

Timeline



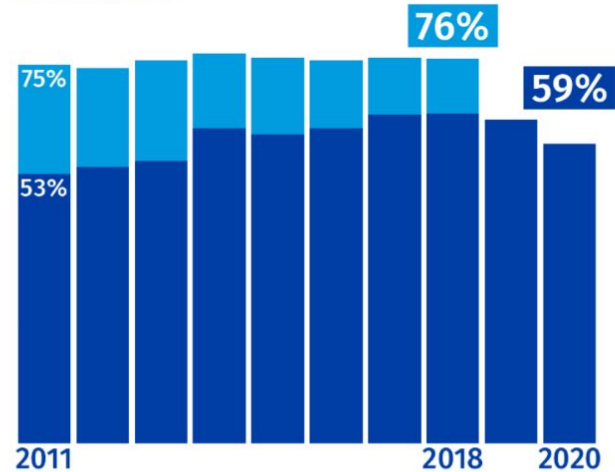
UCR STUDENT GRADUATION RATES

Graduation Rates

2024

Frosh Graduation Rates

6-Year Rate
4-Year Rate



6-Year Rate

76.2%

2018 Cohort

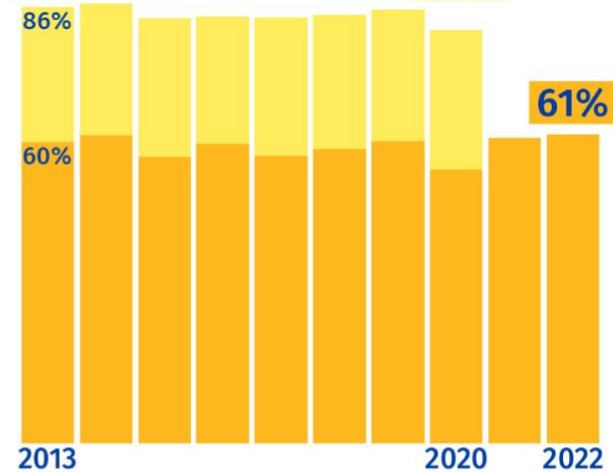
4-Year Rate

59.4%

2020 Cohort

Transfer Graduation Rates

4-Year Rate
2-Year Rate



4-Year Rate

81.9%

2020 Cohort

2-Year Rate

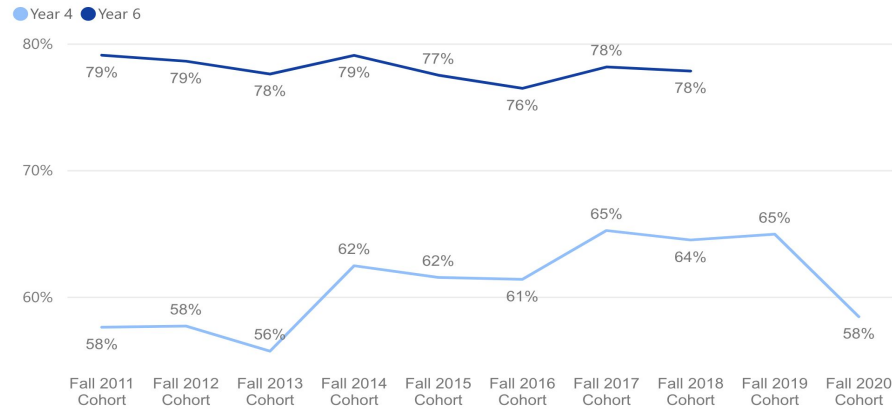
61.3%

2022 Cohort

CNAS Graduation Rates

FIRST-TIME, FULL-TIME FROSH

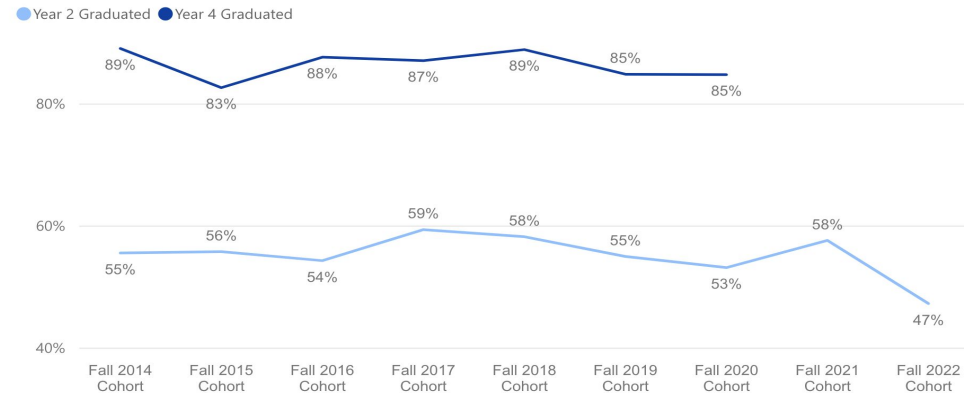
Graduation Rates Trend



Selection	Fall 2020 Cohort	Fall 2019 Cohort	Fall 2018 Cohort	Fall 2017 Cohort	Fall 2016 Cohort	Fall 2015 Cohort	Fall 2014 Cohort	Fall 2013 Cohort	Fall 2012 Cohort	Fall 2011 Cohort
Total	1,734	1,654	1,754	1,734	1,988	1,502	1,571	1,334	1,243	1,061
Year 4	58.4%	64.9%	64.5%	65.2%	61.4%	61.5%	62.4%	55.7%	57.7%	57.6%
Year 5		75.5%	75.5%	75.9%	74.2%	75.2%	77.0%	74.5%	76.2%	77.1%
Year 6			77.8%	78.1%	76.5%	77.5%	79.1%	77.6%	78.6%	79.1%

TRANSFER STUDENTS

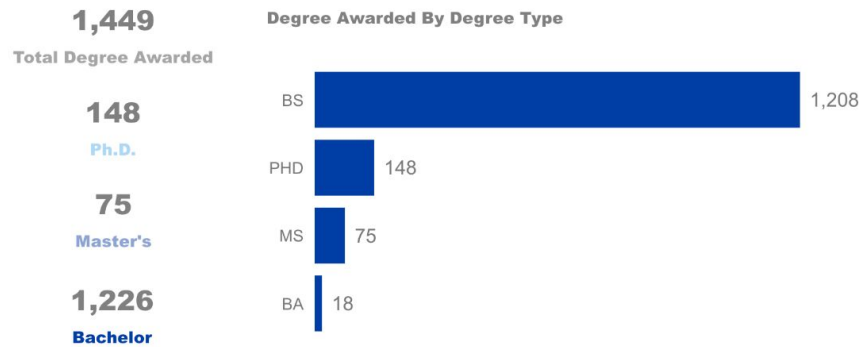
Graduation Rates Trend



Selection Value	Fall 2023 Cohort	Fall 2022 Cohort	Fall 2021 Cohort	Fall 2020 Cohort	Fall 2019 Cohort	Fall 2018 Cohort	Fall 2017 Cohort	Fall 2016 Cohort	Fall 2015 Cohort	Fall 2014 Cohort
Total	210	233	370	386	355	349	177	153	201	191
Year 1 Graduated	0.5%	0.0%	0.0%	0.8%	0.0%	0.3%	0.0%	0.0%	0.5%	0.0%
Year 2 Graduated		47.2%	57.6%	53.1%	54.9%	58.2%	59.3%	54.2%	55.7%	55.5%
Year 3 Graduated			80.5%	78.8%	78.9%	84.5%	85.9%	80.4%	78.1%	85.9%
Year 4 Graduated				84.7%	84.8%	88.8%	87.0%	87.6%	82.6%	89.0%

CNAS Degrees Awarded FY24

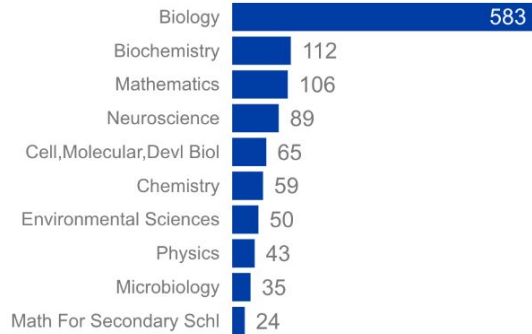
Degree Level/Type (Degree Year 2023-24)



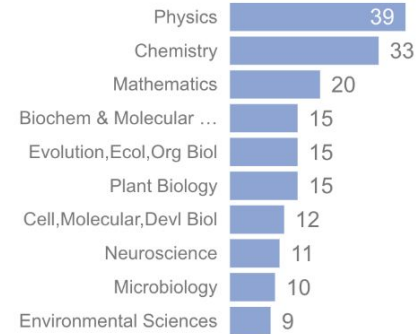
Annual Degree Awarded By Degree Level



Top 10 Bachelor Majors



Top 10 Master's/Ph.D. Majors



CNAS Commencement

Grad Division Hooding Ceremony
Saturday, June 7 | 9am | Student Recreation Center (SRC)

CNAS Commencement
Monday, June 16 | 9am | Toyota Center in Ontario

commencement.ucr.edu

Deadlines for faculty to order complimentary regalia are April 23 for the grad division hooding ceremony and April 30 for CNAS Commencement

CNAS staff commencement volunteers will be paid for a normal workday, but because they are volunteering for an alternate assignment that day, they have the option of receiving one day off or a \$50 gift card to either Target or Coffee Bean & Tea Leaf as a thank you for their work. Time off must be coordinated with the needs of the department and with the approval of their supervisor.

Scan the QR code to order regalia or sign up to volunteer.



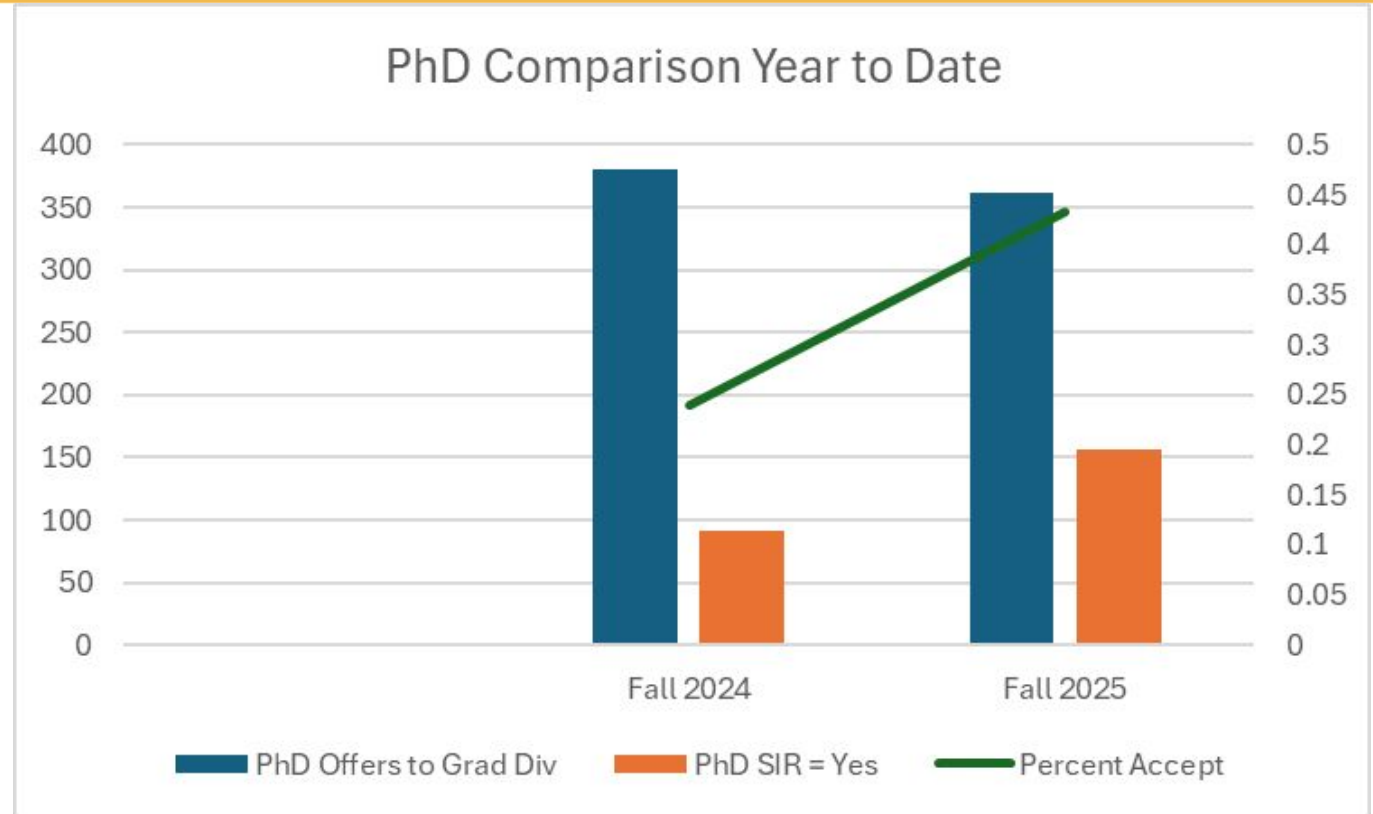
CNAS Commencement Info

Ph.D. Student Recruitment Fall 25

CNAS overall target increased from 195 to 217.

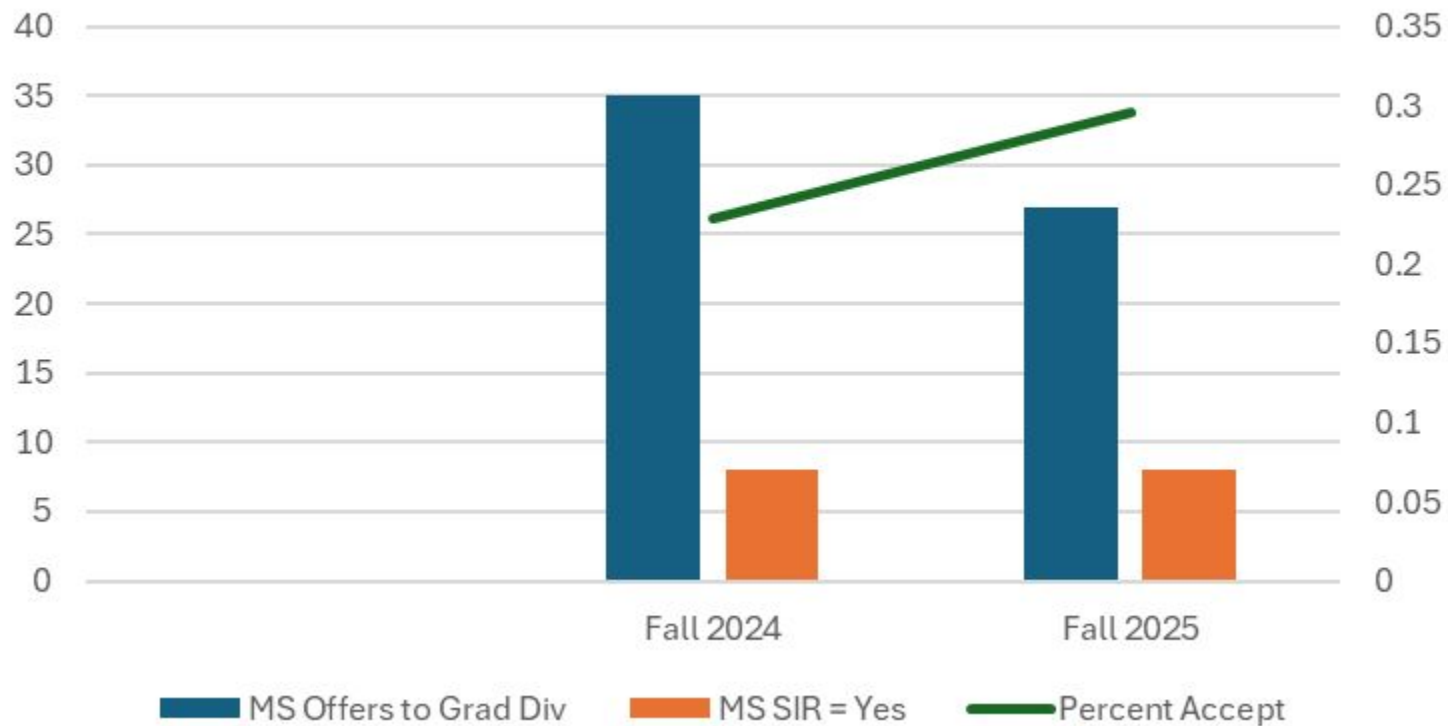
February 2025 noted earlier and greater acceptances from offered Ph.D. candidates and scaled back admissions slightly

March 2025 continued upward trend in SIR=Yes numbers.



MS Student Recruitment Fall 25

MS Comparison Year to Date



**MS Comparison
Year to Date**

BS/BA Student Recruitment Fall 25

Predicted 3rd Week Enrollment

CNAS MAJORS	Fall 2024	Fall 2025
Biochemistry	206	211
Biology	721	781
Cell, Molecular, and Developmental Biology	150	136
Chemistry	87	80
Data Science	7	18
Earth and Planetary Sciences	12	8
Entomology	6	11
Entomology BS/MS	3	4
Environmental Sciences	62	61
Geology	9	7
Geophysics	2	3
Mathematics	60	41
Mathematics for Teachers of Secondary School	16	15
Microbiology	54	42
Neuroscience	156	167
Physics	34	38
Plant Biology	13	14
Statistics	24	20
Statistics BS/MS	8	5
Undeclared Life Science	83	93
Undeclared Mathematical Science	35	26
Undeclared Physical Science	156	28
	1,776	1,811

Recruitment Events

Regional Celebrations

Saturday, March 15 | Oakland
Saturday, March 29 | San Diego
Sunday, March 30 | LA/San Gabriel



Highlander Days

Saturday, April 12 | First Years
Saturday, May 3 | Transfers



OUR STAFF

STAFF SERVICE AWARDS

For FY24, the below CNAS staff members reached milestones in their service with the University of California and were recognized each quarter at the UCR Staff Assembly general meeting.

1 YEAR

Jackie Ammeraal, Melissa Arellano, Chan Aung, Victor Baca, Valerie Baule, Erica Ben, Caroline Benitez, Abigail Bravo, Kylee Callecod, Amanda Clark, Chantti Compay, Valerie Corral, Dustin Domingo, Jericho Eusebiom, Sidney Fernandez, Jake Gandhi, April Garcia, Jennifer Gonzalez, Daniel Harmon, Jennifer Hawkins, Jasmine Henderson, Giovanni Jarquin, Liliana Juarez, Theresa Kane, Adrianalara Brigido, Stephen Lepore, Celeste Lorch, Maria Martinez, Matthew Mccauley, Arianna Mejia, Ricardo Pardo Vargas, Zahra Pegahrad, Sandy Priego Solis, Nia-Allyn Ramirez, Alicia Ramirez, Erinn Seefeldt, Moises Silva Quintero, Luis Solari, Christopher Summerour, Jaedyn Tapia, Tracie Ventimiglia, Joseph Viramontes, Casey Woodall, Daniel Wu, Greety Wuysang, Krista Zavala

5 YEARS

Mireya Botello Santoyo, Kodi Carter, Constanze Ditterich, Miguel Estrada, Joshua Gutierrez, Elle Kano, Teresa Martinez, Katrina Preciado, Jackelyn Quinonez, Alaaeldin Rezk, Lino Salinas, Gerardo Uribe, Haoping Wang, Joann Young

10 YEARS

Lisa Charles, Frank Figueroa, Lacey Grawe, Kia Herron, Hung Lai, Christine Morgando, Cora Sargent, Maria Sedillo, Katie Smith Lopez, Kim Steiner, Tom Windeknecht

15 YEARS

Lindy Allsman, Jennifer Farias, Joshua Halford, James Marberry, Michael Steinfeld, Matthew Ulrich

20 YEARS

Taleen Arslanian, Michael Lewis, Toni Siebert Wooldridge, Robin Testa

25 YEARS

Laura Galvan, Barbara Jablonska, Eric Mccullough, Jeanine Peirson, Crissy Ward

30 YEARS

Gregory Kund, Yung Phung

35 YEARS

Claire Federici

40 YEARS

John Cortez

Outstanding Staff Awards

UCR Staff Assembly, as part of its annual Outstanding Staff Awards, recognizes staff members for excellence in their work, commitment to the university's mission, and making UCR a better place for all.

The awards were presented at a Monday, June 3, 2024 ceremony.



From CNAS, **Javier Ramirez**, Assistant Director of Major Advising at the CNAS Undergraduate Academic Advising Center, won the **Staff Who Make a Difference** award in the administrative category. Javier worked with supervisors and advisers to develop a new advising coverage plan that increased efficiency. The plan is credited with helping staff wellness by reducing burnout while delivering high-quality advising for students.

Nominate a CNAS staff member at staffassembly.ucr.edu.

Staff Updates

- Added staff leadership positions in to support student operations units & Ag Ops.
- Worked diligently to respond to retention & equity actions to retain talented CNAS staff.
- Developed a staff training program to create a staff pipeline & reduce the training burden for operating units.
- Continue to provide support for Impact 23 staff positions with resources earmarked through FY26. The overall goal to make these positions permanent.

DEVELOPMENT

CNAS FUNDRAISING UPDATES

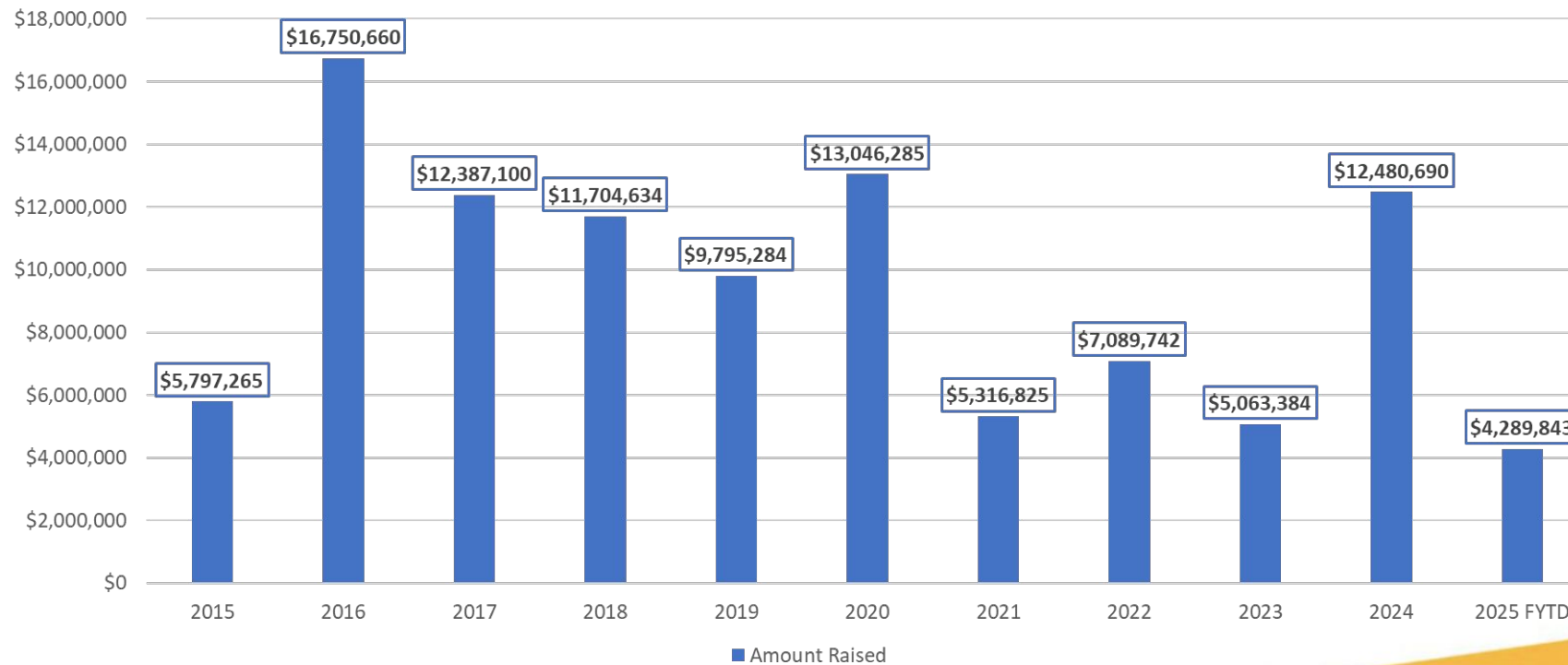
2025 FYTD as of March 27, 2025

CNAS Fundraising to Date	\$4,289,843
Campus-wide Fundraising to Date	\$17,927,842

CNAS FUNDRAISING UPDATES

2025 FYTD as of March 27, 2025

CNAS 10-Year Fundraising Trend
Dollars Raised



CNAS FUNDRAISING UPDATES

2025 FYTD as of March 27, 2025

Newly Established Student Support Funds This Year

- Mi Doctora Student Support Endowed Fund (UG/Grad)
- The McKibben Economic Geology Graduate Student Endowed Fund (Grad)
- UCR Geographer's Scholarship for Global Change Science and Sustainability Endowed Fund (UG/Grad)
- Ta-Li Kuan Graduate Student Support Endowed Fund in MPP (Grad)
- The Al and Barbara Baumstark Endowed Award for Undergraduate Research in Chemistry or Biology (UG)
- Ning Moeller Memorial Endowed Scholarship for Biology Fund (UG)
- Summer Travel Program in CNAS Endowed Fund (UG)
- Leonard Family Foundation RISE Scholars Fund (UG)

UCR Give Day: March 4-5, 2025

YEAR	PARTICIPATING CNAS DEPARTMENTS/UNITS*	CNAS TOTALS	FY23	FY24
FY23	13	DOLLARS RAISED	\$183,516	\$285,268
FY24	14	NO. OF DONORS	145	155
FY25	17	UNIQUE CNAS FUNDS DONORS GAVE TO	33	38

* Not including Dean's Office Funds

UCR HONORS

a Gala
CELEBRATION

On Saturday, April 5, 2025, UCR will host an inspiring fundraising evening that brings together the brightest minds and boldest hearts in the Highlander community. From distinguished alumni to philanthropic leaders, UCR is proud to pay tribute to those who exemplify our visionary mission.

CNAS will host 3 tables of donors & friends, thanks to a generous anonymous gift!

FACILITIES & INFRASTRUCTURE

Facilities

Fire Updates

- Physics, Genomics, and Entomology Shed (a new structure). Unacceptable - potential loss of life or injury.

Math 003

- The expected enrollment for AY25-26 is approximately 1,200 students.

Major Project

- Undergraduate Teaching and Learning Facility (UTLF) is expected to “top out” in April 2025, with substantial completion in summer 2026 and beneficial occupancy in fall 2026.

Current Deferred Maintenance Projects

- Geology roof repair, Boyden/SPI demolition, Physics MEP, and Spieth MEP.

Facilities

FY24-25 Laboratory PPE non-compliance is 38% (43% in FY23-24)

FORECASTED PROJECTS

Three new buildings proposed to replace aging CNAS buildings (with no funding available at the current time):

1. Climate and Natural Sciences Building (to replace Spieth Hall and add space for climate and life sciences research across colleges). Currently ranked 2nd on Campus Capital Planning list.
2. Quantum Information Science and Technology Building (to replace Physics). New proposal. Ranked 3rd
3. Agriculture Innovation Instruction and Technology Building (to replace remaining aged agriculture buildings). New proposal. Ranked 7th.

BUDGET

Jennifer Farias
Chief Financial Administrative Officer
College of Natural & Agricultural Sciences
UC Riverside

Budget Overview

CNAS projected year-end FY25 position reflects healthy cash balance while operations demonstrate investment in staff and a focus on faculty hiring.

Cash position enabled faculty hiring through FY25 for FY26 starts.

Dean's Office absorbed \$3.5M of budget cuts in FY25.

Budget cuts very likely to grow in FY26. Dean's Office considering options to support additional cuts (such as unit carry forward pullback & F&A reduction, changes to AES support and more).

CNAS management of graduate student support funds ~ \$6M for the first time in FY25. Control of funds in CNAS enabled the college to act with greater flexibility and fungibility.

Budget Overview

Despite potential budget reductions, Merits & Promotions (M&P) will be funded by campus.

Faculty & staff range increases remain very likely given market conditions.

College has responded with retentions and equity funds on behalf of both faculty & staff.

Biggest short-term risks include affordability of grad program growth, faculty start-up packages, faculty & staff FTE maintenance/growth.

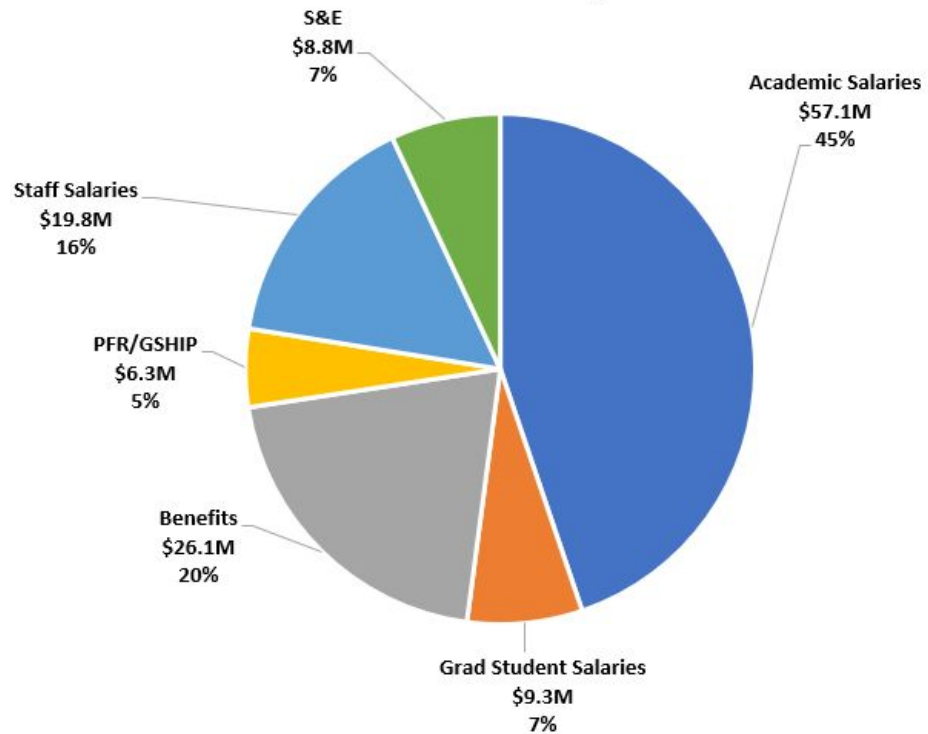
Longer term risks are all about facilities, accommodating modern research & infrastructure investment to attract top faculty & students.

Risk both short and long term risks compounded by federal and state uncertainties.

CNAS Budget

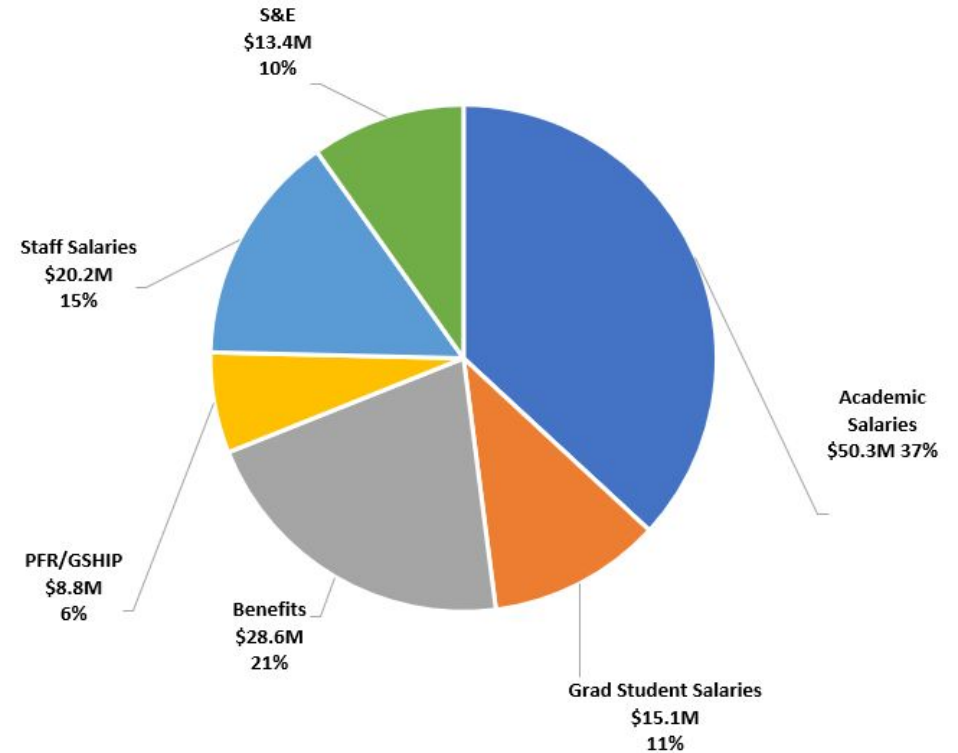
General Funds by Category FY24 Actuals

PERM Budget



\$127.4M

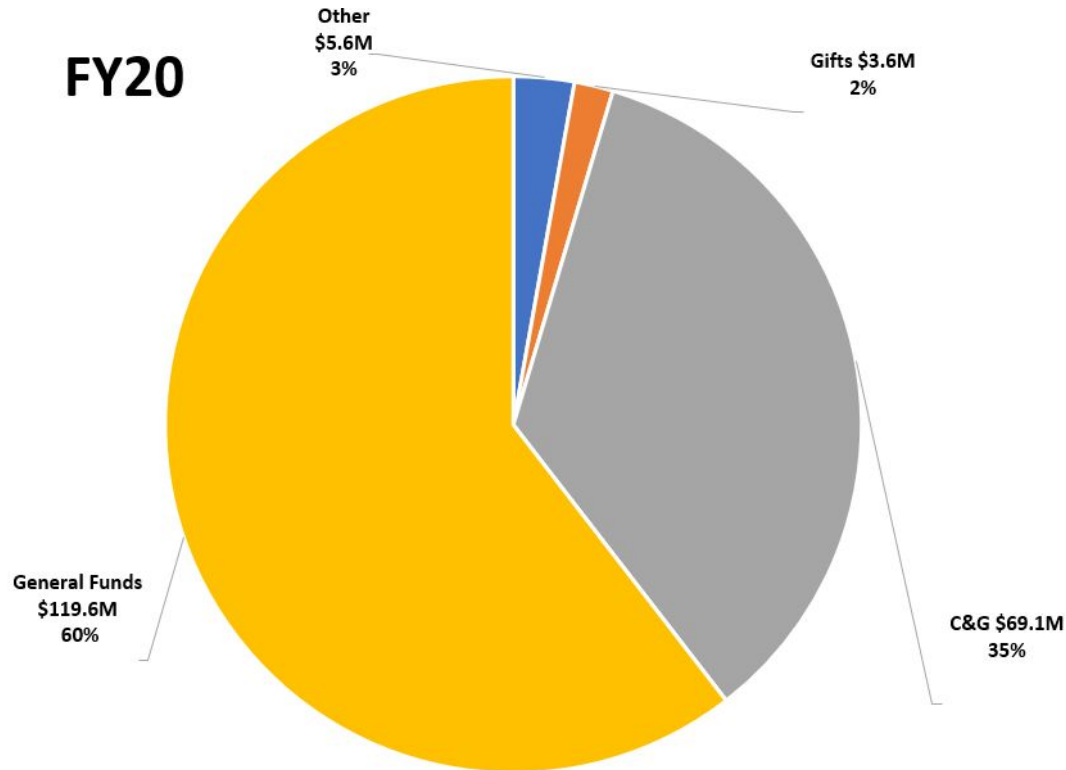
Expenditures



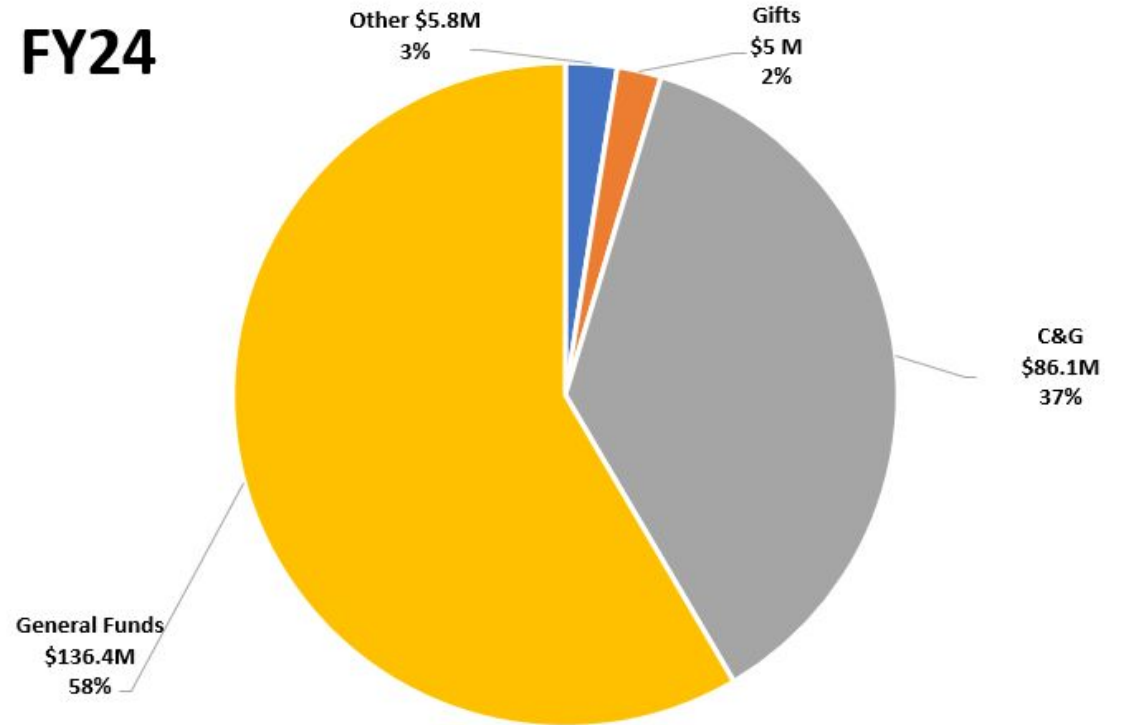
\$136.4M

CNAS Budget

Actual Expenditures by Fund Group FY20 & FY24 Comparison



\$197.8M



\$233.3M

CNAS Budget

As estimated for
State of the College
in 2024


CNAS Org 14 Carry Forward Balance All General Funds, All Functions FY19-FY25	
	FY19
	July 1, 2018
Department Descr	CFW
CNAS Reserves	(9,061,410)
CNAS IC-Start Up Committed	27,117,114
Departments Controlled CFD	14,876,819
Drawdown from Central Office	8,033,985
Total CNAS CFD	40,966,507



	FY24
	July 1, 2023
	CFW
	18,751,520
	8,604,269
	29,716,432
	9,077,029
	66,149,250



	FY25 estimate
	July 1, 2024
	CFW
	14,384,962
	14,894,092
	33,400,285
	9,077,029
	71,756,368



Actual CFD funds coming into FY25
\$69.2M

CNAS Budget

Carry Forward (CFD), Total Obligations & Cash Use Projections

Actual CFD funds coming into FY25 total \$69.2M.

With campus levied cuts & increasing costs, CNAS will end FY25 with a small operational shortfall of \$1.6M, bringing the CFD balance to \$67.6M.

With the strategy to grow our faculty while the opportunity was available, recruitments remained strong in FY25 as we authorized 25 hires.

As a result, start-up obligations total \$41.6M over the next 6 years for all in-process packages, including recruitments with a start date in FY26.

Commitments beyond start-up further reduce available cash to ~\$7M for all future obligations.

The impact of larger budget cuts, inflation & growing graduate student support costs further pressure the CNAS budget in FY26 as an operational deficit is certain.

CNAS CFD balance will decline by ~\$10M leaving CFD of ~\$57.6M by July 1, 2026.

CNAS Budget: Final Thoughts

Preparing for larger budget cuts in FY26. Unclear that total cuts can be shouldered solely by the Dean's Office.

Growing UG student FTE will present challenges to the CNAS budget but is instrumental to supporting our fixed cost increases.

Impact of hiring freeze uncertain

- Increasing faculty FTE continues to be a priority
- Managing staff workload is critical

Hard choices are ahead & creative and innovative operational changes will be required.

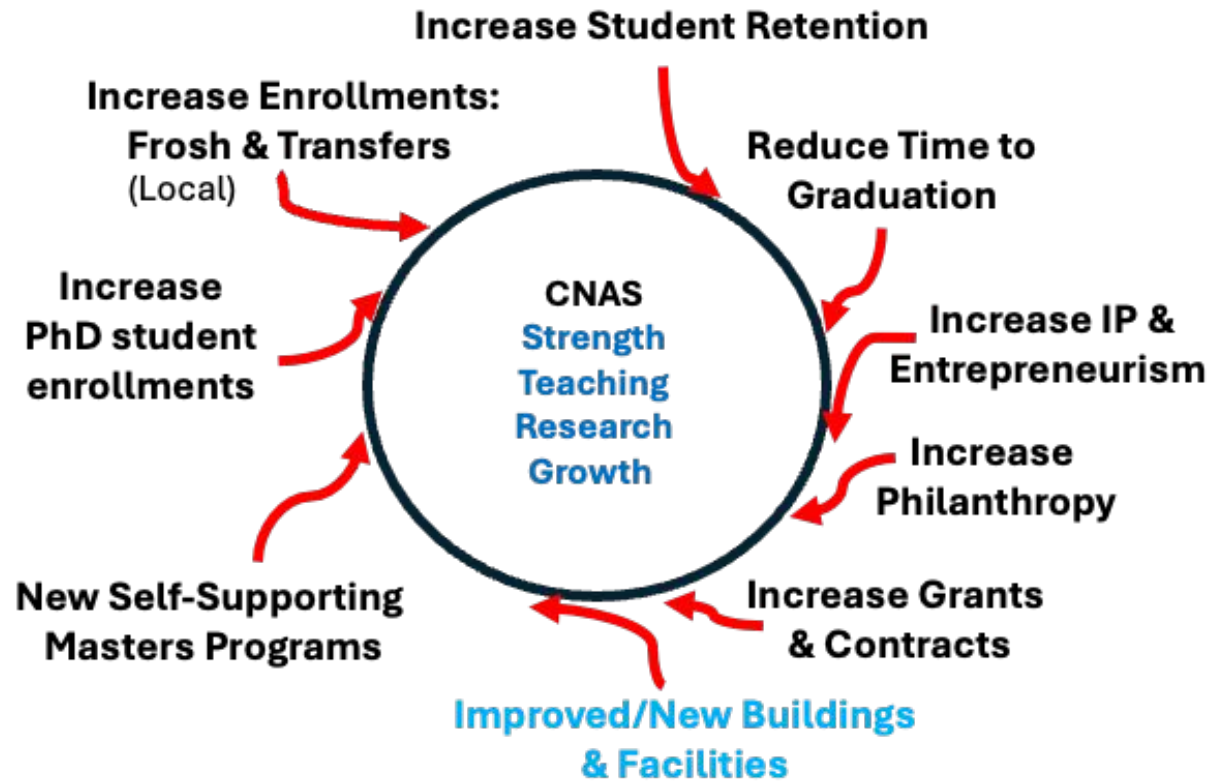
CNAS has managed in turbulent times & we will be diligent and dogged in tackling the current circumstances to bring rise to the best possible results.

CNAS PRIORITIES

Our Challenges

- California State Budget leading to a cut to UC
- UCR is facing a substantial fiscal challenge
- Federal uncertainties
 - Direct: Reductions in IC rate for NIH and perhaps other federal grants; closing of the federal Department of Education;
 - Indirect: increased uncertainty in the economy; impacts on stock market and on the state budget for FY26, FY27
- Increasing loss of public faith in higher education
- Graduate program growth/Undergraduate enrollment growth
- Faculty recruitment (start-up funds)
- TA costs

CNAS Growth



Return on Investment

Create Innovative Programs

Restructure Operations

Our Opportunities

Can we leverage our location, our faculty and staff, and our uniqueness in the UC system, to reimagine how our college operates and the programs we offer?

How can we best offer our students and their parents a clear return on investment that provides them with employment and upward mobility in their chosen professions for the next 40 years of their lives?

QUESTIONS?

THANK YOU